

Toolboxes

Our toolboxes have distinct features that are available according to model and/or size of toolbox. The chart below distinguishes these features and their availability per toolbox.

SSTSD/SST3SD

(see page 27)

STSD/ST3SD

(see page 28)









STMD

(see page 27)

STMRD/ST3MRD

(see page 29)



13-gauge steel construction	24", 30", 36", 48", 60"	24", 30", 36", 48", 60"	24", 30", 36", 48", 60"	24", 30", 36", 48", 60"
Black, automotive grade, powder-coated body	-----	24", 30", 36", 48", 60"	24", 30", 36", 48", 60"	24", 30", 36", 48", 60"
Black, automotive grade, powder-coated door	-----	-----	24", 30", 36", 48", 60"	24", 30", 36", 48", 60"
Machine finish, stainless steel body	24", 30", 36", 48", 60"	-----	-----	-----
Mirror-polished, stainless steel door	24", 30", 36", 48", 60"	24", 30", 36", 48", 60"	-----	-----
Stainless steel hardware	24", 30", 36", 48", 60"	24", 30", 36", 48", 60"	24", 30", 36", 48", 60"	24", 30", 36", 48", 60"
 Patented rigid, rolled-edge door	24", 30", 36", 48", 60"	24", 30", 36", 48", 60"	-----	24", 30", 36", 48", 60"
 Piano-style door hinge	24", 30", 36", 48", 60"	24", 30", 36", 48", 60"	24", 30", 36", 48", 60"	24", 30", 36", 48", 60"
 t-handle latch (PH3199 has lock cover)	(PH3199) 24", 30", 36", 48", 60"	(PH3199) 24", 30", 36", 48", 60"	(PH1283) 24", 30", 36", 48", 60"	(PH3199) 24", 30", 36", 48", 60"
 Hansen latch	24", 30", 36", 48", 60" (Black = as available via inventory replenishment)	24", 30", 36", 48", 60" (Black = as available via inventory replenishment)	-----	-----
 Single handle, 3-point latch	60" (SST3SD60)	60" (ST3SD60)	-----	30", 36", 48", 60"
Automotive-grade bulb seal	24", 30", 36", 48", 60"	24", 30", 36", 48", 60"	24", 30", 36", 48", 60"	24", 30", 36", 48", 60"
 Carabiner latch-style door support cables	24", 30", 36", 48", 60" (Black = as available via inventory replenishment)	24", 30", 36", 48", 60"	-----	24", 30", 36", 48", 60" (Black = as available via inventory replenishment)
 Rear vent hole	24", 30", 36", 48", 60" (Black = as available via inventory replenishment)	24", 30", 36", 48", 60"	-----	24", 30", 36", 48", 60" (Black = as available via inventory replenishment)
 Bottom drain hole with plug	24", 30", 36", 48", 60" (Black = as available via inventory replenishment)	24", 30", 36", 48", 60"	-----	24", 30", 36", 48", 60" (Black = as available via inventory replenishment)
Top mountable	24", 30", 36", 48", 60"	24", 30", 36", 48", 60"	24", 30", 36", 48", 60"	24", 30", 36", 48", 60"



As with all Phoenix products, you get the cutting edge of industry knowledge and know how, along with the finest customer service in the industry. For information, please call 1-931-526-6128 or visit us on the web at www.phoenixusa.com.

PF210_Rev3_13

Phoenix™ USA, Inc.

Phoenix™ USA, Inc. Phone 931.526.6128 • Fax 931.526.1795

Toolbox Replacement Parts

Cable Assembly:

- TBP2053** Cable
- PH1940** Bracket
- 37018** Nylok Nut
- 74417** Bolt
- 45241** Lap Link
- TBP2052** Carabiner

Other:

- TBP2051** Vent
- TBP2057** Bottom drain hole plug



Plastic Weather Cover Replacement

PH3226



T-Handle Latch

PH3199*

T-handle latch with PK1 lock and cylinder w/key. All stainless steel blind mount construction with dust cover for lock. Replacement cylinders and keys available.

** final characters in part number denotes key*

Classic style T-Handle Latch

PH1283

T-handle latch with key for replacement on previous revision of toolbox doors.



Replacement Stainless Steel Tool Box Door Assembly

Part Number	Description
PSTSD24DC	Tool Box 24" (STSD24)
PSTSD30DC	Tool Box 30" (STSD30)
PSTSD36DC	Tool Box 36" (STSD36)
PSTSD48DC	Tool Box 48" (STSD48)
PSTSD60DC	Tool Box 60" (STSD60)
PSTTB78DC	Tool Box 78" (STTB78)

Replacement Black Powder Coated Tool Box Single-point latch Door Assembly

Part Number	Description
PSTMRD24DC	Tool Box 24" (STMRD24)
PSTMRD30DC	Tool Box 30" (ST3MRD30)
PSTMRD36DC	Tool Box 36" (ST3MRD36)
PSTMRD48DC	Tool Box 48" (ST3MRD48)
PSTMRD60DC	Tool Box 60" (ST3MRD60)

** works on ST3MRD boxes, but is single-point latch only*

Three Point Latch Assembly

Upgrade retrofit for STSD & STMRD boxes or replacement for ST3MRD boxes

Part Number	Description
TBP2001	30" 3 point latch assembly
TBP2002	36" 3 point latch assembly
TBP2003	48" 3 point latch assembly

